

Middlefield Income Plus Class - Series A

This document contains key information you should know about Middlefield Income Plus Class, a mutual fund class of Middlefield Mutual Funds Limited. You can find more detailed information in the fund's simplified prospectus. Ask your representative for a copy, contact Middlefield Limited at 1-888-890-1868 or invest@middlefield.com, or visit www.middlefield.com.

Before you invest in any fund, consider how the fund would work with your other investments and your tolerance for risk.

Quick Facts

Fund codes:	FE: MID800	Fund manager:	Middlefield Limited
Date series started:	21 September 2000	Portfolio manager:	Middlefield Capital Corporation
Total value of the Fund on 31 March 2022:	\$123.8 million	Distributions:	\$0.075/share per month Record date: 2nd last business day of month
Management expense ratio (MER):	2.08%	Minimum investment:	\$500 initial, \$100 subsequent investment

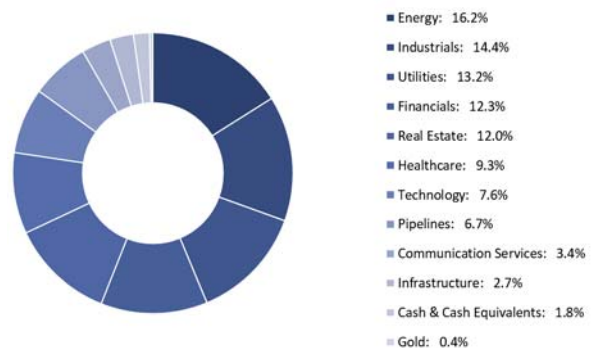
What does the fund invest in?

The fund invests primarily in a diversified portfolio of Canadian fixed income and equity securities. The charts below give you a snapshot of the fund's investments on March 31, 2022. The fund's investments will change.

Top 10 Investments (31 March 2022)

1.	Middlefield Healthcare Dividend ETF	9.3%
2.	Westshore Terminals Investment Corporation	4.8%
3.	Topaz Energy Corp.	4.7%
4.	Tourmaline Oil Corp.	4.7%
5.	Cargojet Inc.	4.6%
6.	Enbridge Inc.	4.2%
7.	TransAlta Corporation	4.2%
8.	Microsoft Corporation	4.0%
9.	Guardian Capital Group Limited	4.0%
10.	Canadian Natural Resources Limited	3.8%

Total percentage of top 10 investments	48.3%
Total number of investments	43

Investment Mix (31 March 2022)

How risky is it?

The value of the fund can go down as well as up. You could lose money.

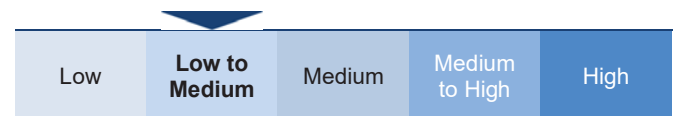
One way to gauge risk is to look at how much a fund's returns change over time. This is called "volatility".

In general, funds with higher volatility will have returns that change more over time. They typically have a greater chance of losing money and may have a greater chance of higher returns. Funds with lower volatility tend to have returns that change less over time. They typically have lower returns and may have a lower chance of losing money.

Risk rating

Middlefield Limited has rated the volatility of this fund as **Low to Medium**.

This rating is based on how much the fund's returns have changed from year to year. It doesn't tell you how volatile the fund will be in the future. The rating can change over time. A fund with a low risk rating can still lose money.



For more information about the risk rating and specific risks that can affect the fund's returns, see the Risk section of the fund's simplified prospectus.

No guarantees

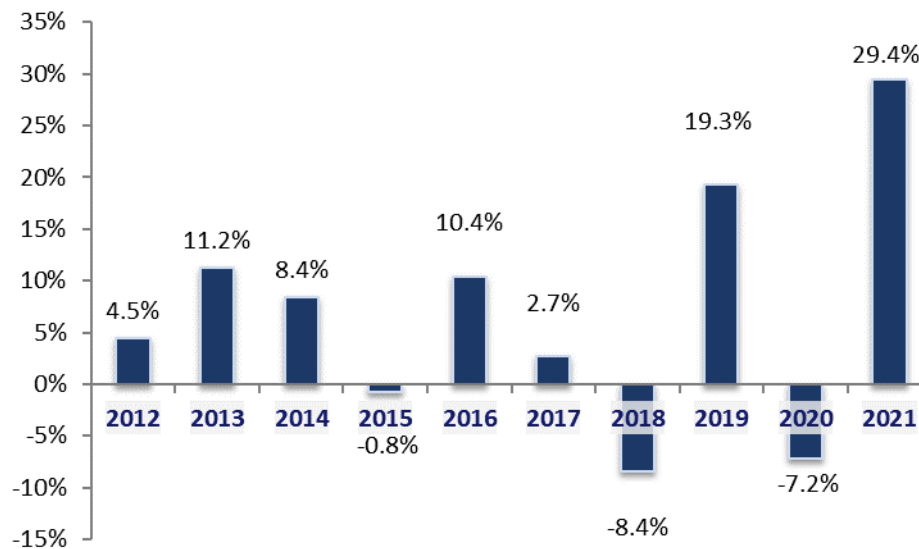
Like most mutual funds, this fund doesn't have any guarantees. You may not get back the amount of money you invest.

How has the fund performed?

This section tells you how Series A shares of the fund have performed over the past 10 years. Returns are after expenses have been deducted. These expenses reduce the fund's returns.

Year-by-year returns

This chart shows how Series A shares of the fund performed over each of the past 10 years. The fund dropped in value in 3 of the 10 years. The range of returns and change from year to year can help assess how risky the fund has been in the past. It does not tell you how the fund will perform in the future.


Best and worst 3-month returns

This table shows the best and worst returns for Series A shares of the fund in a 3-month period over the past 10 years. The best and worst 3-month returns could be higher or lower in the future. Consider how much of a loss you could afford to take in a short period of time.

	Return	3 months ending	If you invested \$1,000 at the beginning of the period
Best return	11.9%	March 31, 2019	Your investment would rise to \$1,119
Worst return	- 8.5%	December 31, 2018	Your investment would drop to \$915

Average return

The annual compounded return of Series A shares of the fund is 6.6% over the past 10 years. If you had invested \$1,000 in the fund 10 years ago, your investment would be worth \$1,886.

Who is this fund for?
Investors who:

- Are seeking regular monthly income and capital preservation through an investment in dividend paying equity and fixed income securities
- Are not concerned with short-term price fluctuations
- Are planning to hold their investment for the long term

A word about tax

In general, you'll have to pay income tax on any money you make on a fund. How much you pay depends on the tax laws where you live and whether or not you hold the fund in a registered plan, such as a Registered Retirement Savings Plan or a Tax-Free Savings Account.

Keep in mind that if you hold your fund in a non-registered account, fund distributions are included in your taxable income, whether you get them in cash or have them reinvested.

How much does it cost?

The following tables show the fees and expenses you could pay to buy, own and sell Series A shares of the fund. The fees and expenses – including any commissions – can vary among series of a fund and among funds. Higher commissions can influence representatives to recommend one investment over another. Ask about other funds and investments that may be suitable for you at a lower cost.

1. Sales charges

Sales charge option	What you pay		How it works
	In percent (%)	In dollars (\$)	
Front end sales charge (FE)	0% to 5% of the amount you buy	\$0 to \$50 on every \$1,000 you buy	<ul style="list-style-type: none"> You and your representative decide on the rate. The front end sales charge is deducted from the amount you buy. It goes to your representative's firm as a commission.

2. Fund expenses

You don't pay these expenses directly. They affect you because they reduce the fund's returns. As of December 31 2021, the fund's expenses were 2.19% of its value. This equals \$21.90 for every \$1,000 invested.

	Annual rate (as a % of the fund's value)
Management expense ratio (MER) This is the total of the fund's management fee (which includes the trailing commission) and operating expenses.	2.08%
Trading expense ratio (TER) These are the fund's trading costs.	0.11%
Fund expenses	2.19%

More about trailing commission

The trailing commission is an ongoing commission. It is paid for as long as you own the fund. It is for the services and advice that your representative and their firm provide you. Middlefield Limited pays your trailing commission to your representative's firm. It is paid from the fund's management fee and is based on the value of your investment. The rate depends on the sales charge option you choose.

Sales charge option	Amount of trailing commission	
	In percent (%)	In dollars (\$)
Front end sales charge	up to 1.0% of the value of your investment each year	This equals \$10 each year for every \$1,000 invested

3. Other fees

You may have to pay other fees when you buy, hold, sell or switch shares of the fund.

Fee	What you pay
Short-term trading fee	If you sell or switch securities within 30 days of purchase, you could pay a fee of 1% of the value of securities you sell or switch. If we detect a pattern of excessive short-term trading, you could pay a fee of up to 2% of the value of securities you purchase, sell or switch within a 90 day period. This fee goes to the fund. These fees will not be charged in respect of amounts switched out of or redeemed out of the Middlefield High Interest Income Fund.
Switch fee	Your representative's firm may charge you up to 2% of the value of shares you switch to another Middlefield fund.

What if I change my mind?

Under securities law in some provinces and territories, you have the right to:

- withdraw from an agreement to buy mutual funds within two business days after you receive a simplified prospectus or Fund Facts document, or
- cancel your purchase within 48 hours after you receive confirmation of the purchase.

In some provinces and territories, you also have the right to cancel a purchase, or in some jurisdictions, claim damages, if the simplified prospectus, annual information form, Fund Facts document or financial statements contain a misrepresentation. You must act within the time limit set by the securities law in your province or territory.

For more information, see the securities law of your province or territory or ask a lawyer.

For more information

Please contact Middlefield Limited or your representative for a copy of the fund's simplified prospectus and other disclosure documents. These documents and the Fund Facts make up the fund's legal documents.

Middlefield Limited
 First Canadian Place
 58th Floor, P.O. Box 192
 Toronto, ON M5X 1A6

Toll-free: 1-888-890-1868
 Email: invest@middlefield.com
 Website: www.middlefield.com

To learn more about mutual funds, see the brochure **Understanding mutual funds**, which is available on the website of the Canadian Securities Administrators at www.securities-administrators.ca.